

4

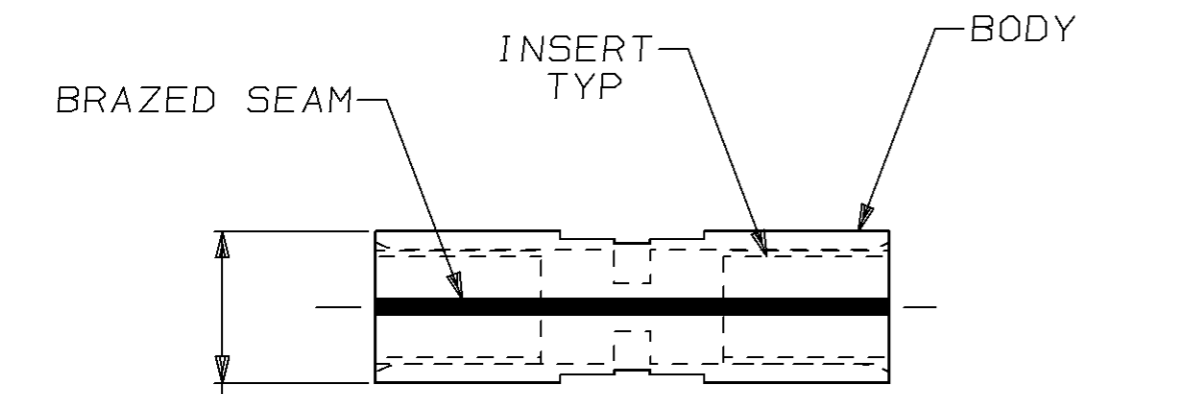
3

2

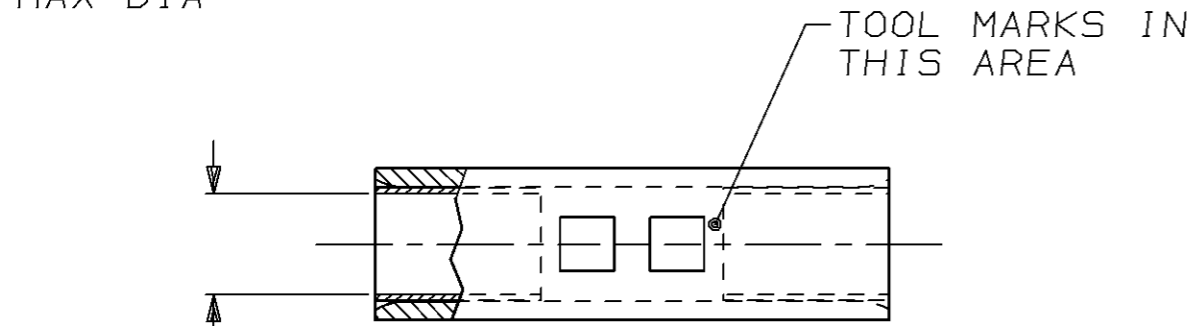
1

THIS DRAWING IS UNPUBLISHED. RELEASED FOR PUBLICATION ,19 .  
 © COPYRIGHT 19 BY AMP INCORPORATED. ALL RIGHTS RESERVED.

LOC	DIST	REVISIONS			
P	LTR	DESCRIPTION	DATE	DWN	APVD
G	14	F	REVISED & REDRAWN PER 0L20-0164-97	13AUG97	DKS MJS

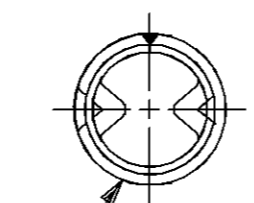


10.03  
[.395]  
MAX DIA

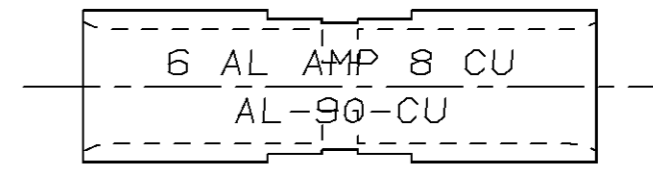


6.05  
[.238]  
MIN DIA  
TYP

34.04  
[1.340]  
MAX



SEE STAMPING VIEW



STAMPING VIEW

BODY: COPPER PER ASTM B-301 TIN PL 0.00254[.000100] MIN THK PER ASTM B-545  INSERT: BRASS PER MIL-C-50 TIN PL 0.00762[.000300] MIN EXT THK PER ASTM B-545	51941
MATERIAL & FINISH	AMP PART NUMBER

THIS DRAWING IS A CONTROLLED DOCUMENT FOR AMP INCORPORATED. IT IS SUBJECT TO CHANGE AND THE CONTROLLING ENGINEERING ORGANIZATION SHOULD BE CONTACTED FOR THE LATEST REVISION.		DWN DK SCHRUM 13AUG97	<b>AMP</b> AMP Incorporated Harrisburg, PA 17105-3608
DIMENSIONS: mm [INCHES]		CHK MJ SPICER 15AUG97	
TOLERANCES UNLESS OTHERWISE SPECIFIED: 0 PLC ±- 1 PLC ±- 2 PLC ±- 3 PLC ±- 4 PLC ±- ANGLES ±-		APVD JL MECKLEY 15AUG97	NAME SPLICE, BUTT, STRANDED/SOLID, COPALUM™, WIRE SIZE: 6AL-8CU
MATERIAL SEE TABLE		PRODUCT SPEC -  APPLICATION SPEC -  WEIGHT -	SIZE A3 CAGE CODE 00779 DRAWING NO C-51941
FINISH SEE TABLE		CUSTOMER DRAWING	SCALE 2:1 SHEET 1 OF 1 REV F